

TENTH-GRADE CREDO PROJECT

Credo means "I believe!"
Project due date: October 23, 2020



OBJECTIVE

"Credo" is a Latin word that means "I believe." Your mission is to spend your 10th grade year on assembling a display that will be viewable by our church family in the spring.

This assignment replaces the previous written faith statement. We want the congregation to see how members have helped shape your faith through your whole life thus far. **During October 2020, you will also meet with Pastor Erin to discuss your faith journey and what's next for you.**

GOALS

Your project should be **visual** in nature. It will be set up with everyone else's in the church narthex or fellowship hall on tables (like a science fair).

It should answer these questions (minimum):

- Your name (include at least 1 current picture of yourself, candid or professional)
- Your baptism date and location (name of church) with a photo of your baptism if you have one

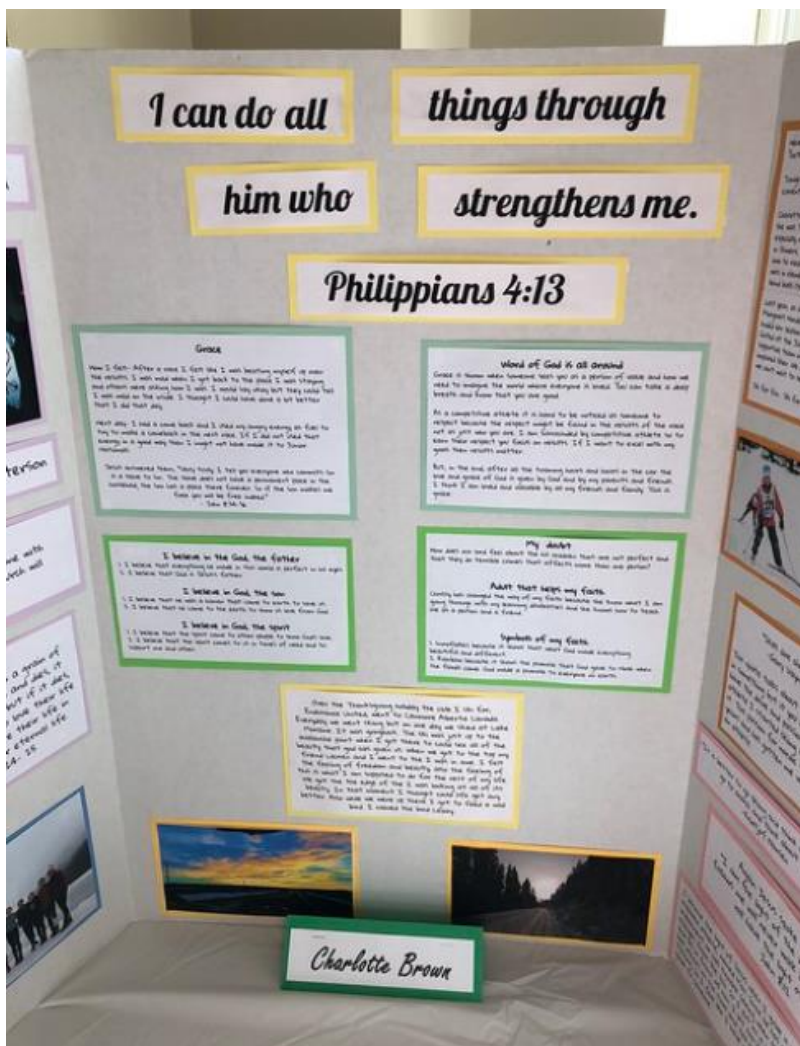
- At least 1 “life Bible verse” (can be more!) and why you chose this verse

- At least 2 Bible characters OR Bible stories that have shaped your faith (can be more!)

- At least 2 “next steps” for using your gifts in the church (can be more!) – that is, ways that you will be involved in the life of the church after Confirmation

- At least 2 things you believe about your Baptism (can be more!) *

- At least 2 things you believe about the God the Father (can be more!) *



- At least 2 things you believe about the God the Son (can be more!) *

- At least 2 things you believe about the God the Holy Spirit (can be more!) *

- At least 1 faith question you still wonder about (can be more!)

- At least 1 adult who has helped shape your faith. Please don't just list her/his name, but describe why or how he/she was influential. (can be more!)

- At least 1 symbol that helps you explain your faith (can be more!). Take a look around the church for some ideas.

*** You should refer back to the Small Catechism and Confirmation materials (especially the Apostles' Creed) you have received over the last couple of years...or check with Pastor Erin for more places to help you answer these questions or to give you extra copies of the Confirmation materials. The website www.lutherhouseofstudy.org is also a great place to find short 3-4 minute videos over Baptism and the Apostle's Creed + plenty of other faith topics.**



NOTE regarding minimums: HOW you illustrate these “answers” is up to you, but please make your answers clear. For example, if you only painted a water color of a seashore with a boat floating on the water far away, and tell us that it is everything you believe about baptism and the Holy Spirit, I would ask you to be more specific. You could put together a short paper or cards that are displayed on your table to give answers to the questions.

Other suggestions and ideas:

After you have explained the “answers” in the minimums, you could use any of the following to elaborate on or further illustrate your beliefs.

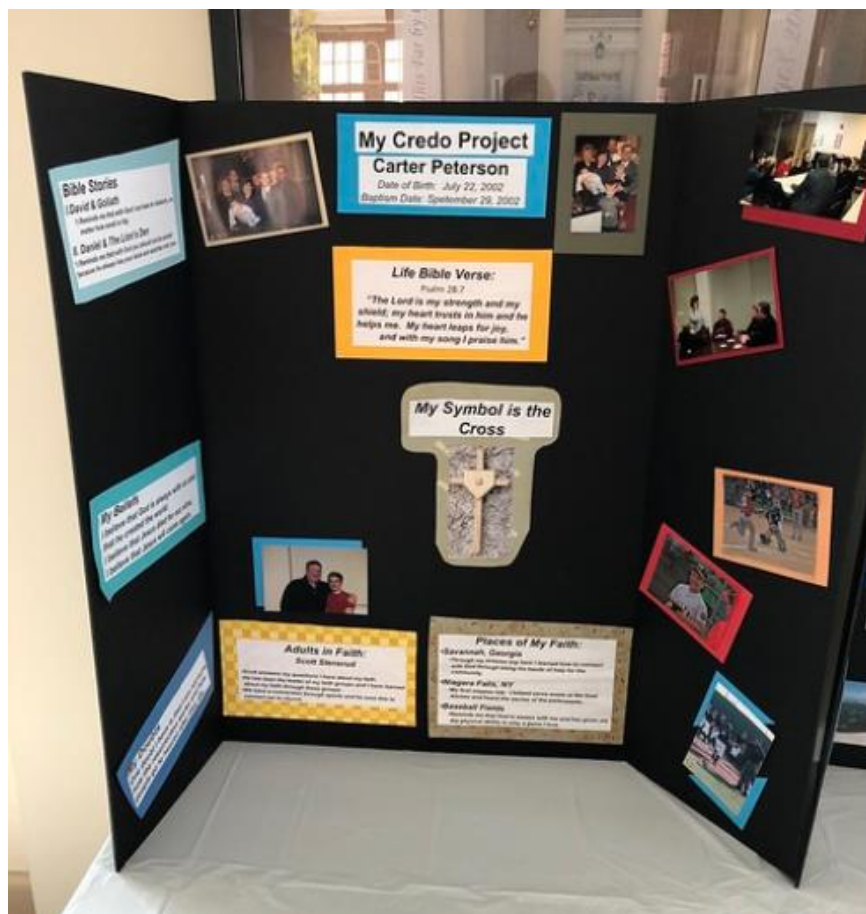
Choose 1 or 2 hymns or praise songs and explain how it speaks to you (Could do research on the hymn writer or hymn song story—Pastor Erin has books to help with this.)

Interview a Christian leader (Council President, Pastor, Author, Professor, Teacher, etc.—Pastor Erin can help you find someone) and include parts of your conversation.

Use original art work (please be aware of internet image copyright laws - if you didn't take, buy, or make the photo, it may be illegal to share).

Choose 1 or 2 stained glass windows from the sanctuary and explain how it speaks to you. Do some research on the images there.

Your table can have take home sheets (1 page summary for example) but does not have to.





Consider working off of the Apostles Creed and explaining what you believe about parts of it.

Consider typing out the promises of baptism and writing about how you are living them.

Your table could have a slideshow or PowerPoint or music or video to play (for when you are there to do a presentation) - for example on an iPad. Alternatively, you could make a PowerPoint and print the full-page slides for people to view.

OTHER NOTES

- When you meet with your mentors, you can ask for their help with your Credo Project! They can help you brainstorm and think through your answers.
- You are welcome to work with Pastor Erin to print color images at church if you don't have a printer at home.
- If you need a scholarship for materials (such as foam board) speak with Pastor Erin. (No I won't buy you an iPad. :)
- You are welcome to look through the Sunday School supply room at church if you would like to use some supplies such as markers or paper.

- Your project should include enough items or materials to take up 1 card table. The church will supply the table. You can have a larger table if needed.
- If your project includes any valuable items for display, or if you're using electronics, do not plan on leaving those with your table. Those items should be taken home with you and brought back. Please do not leave anything valuable on your table.



**Your display should be ready to set up on
Friday, October 23.**

MY CREDO

2 life Bible verses

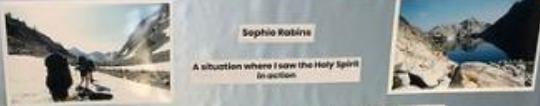
- John 14: 1-4
"Do not let your hearts be troubled. You believe in God; believe also in me. My Father's house has many rooms. If that were not so, would I have told you that I am going there to prepare a place for you? And if I go and prepare a place for you, I will come back and take you to be with me that you also may be where I am. This is the way to the Father which I am going."
- Jeremiah 29: 11
"For I know the plans I have for you," declares the Lord, "plans to prosper you and not to harm you, plans to give you hope and a future."

2 memories from confirmation

- Confirmation was a very special time for me. I was baptized in a beautiful lake and I received the Holy Spirit. It was a wonderful experience and I will always remember it.
- Another memory was when I was confirmed. I felt a sense of peace and joy that I had never felt before. It was a truly amazing experience.

MY JOURNAL ENTRY

Today I felt a sense of peace and joy that I had never felt before. It was a truly amazing experience.



Sophie Robins


A situation where I saw the Holy Spirit in action

The great outdoors have inspired me for years. I love being in nature, and I have seen the Holy Spirit in action many times. One of the most memorable moments was when I was in a mountain landscape, and I saw a person standing near a lake. The person was looking up at the sky, and I felt a sense of peace and joy that I had never felt before. It was a truly amazing experience.

The great outdoors have inspired me for years. I love being in nature, and I have seen the Holy Spirit in action many times. One of the most memorable moments was when I was in a mountain landscape, and I saw a person standing near a lake. The person was looking up at the sky, and I felt a sense of peace and joy that I had never felt before. It was a truly amazing experience.

1 symbol to help explain my faith

I like to think of my faith in comparison to the moon. The moon has phases that change throughout the month. It is always there, but sometimes it is hidden by clouds, and other times it is shining brightly. I believe that God is always with me, but sometimes I don't see Him. Sometimes I feel like I am in a dark place, and other times I feel like I am in a bright place. I believe that God is always with me, and I will always see Him in the end.



2 things I know about God the Father

- God the Father is the creator of the universe.
- God the Father is the one who sent Jesus to earth.

2 things I know about God the Son

- God the Son is Jesus Christ.
- God the Son died for our sins.

2 things I know about the Holy Spirit

- The Holy Spirit is the one who guides us.
- The Holy Spirit is the one who gives us strength.

1 experience of worship

One of the most memorable experiences of worship was when I was in a mountain landscape, and I saw a person standing near a lake. The person was looking up at the sky, and I felt a sense of peace and joy that I had never felt before. It was a truly amazing experience.

1 prayer that helped in my journey

Dear God, I thank you for everything you have done for me. I know that you are always with me, and I will always see you in the end. Amen.

